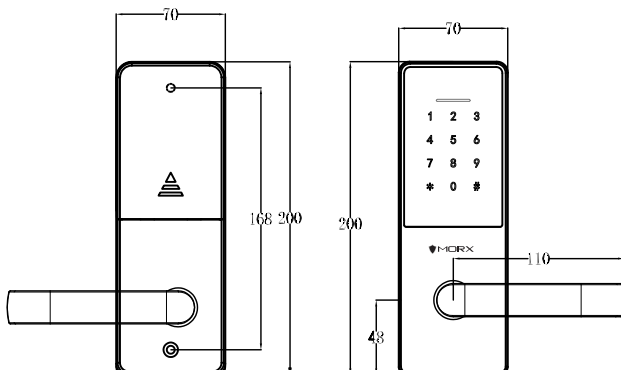


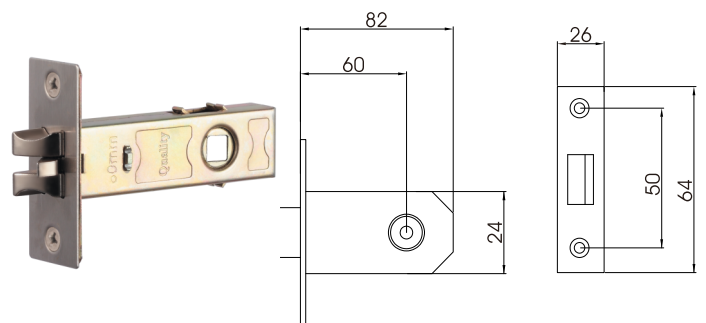
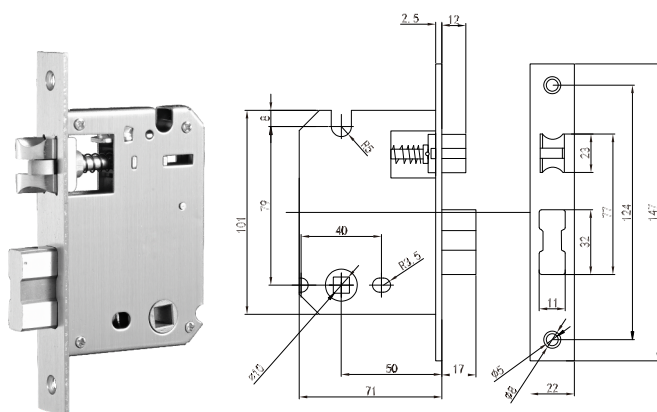
## SERIES RESIDENTIAL LOCKS

# MXR50

Digital door lock opened by password and card(30(PW)or100(CARD)), with dual latch mortise and tubular latch optional. It is a best choice to upgrade old mechanical door with single latch for your office or residential room.



## MORTISE



(Unit:mm)

SERIES

RESIDENTIAL LOCKS

FEATURES

Mechanical key	2keys
Mortise	50/50 motrise or tubular latch
Applied Door Thickness	28~110mm
Power	6V(Alkaline AA battery x4)
Battery Life Time	5000~6000 times
Emergency Power	Micro-USB
Operating Temperature	-15~55°C
Password	4~8Digits
Material	Zinc Alloy,Acrylic
User Capacity	30(PW)or100(CARD)
Card	Mifare(13.56MHZ)



Password



Card unlocking




Touch keypad



Free  
Handle



Low  
Battey Alert



Auto lock



Voive  
Navigation



Anti  
Intruder



Fake  
Password




User  
management



Intrusion  
prevention



Dual security



Touch screen keypad lightens your unlocking with the latest technology. You could make an instant PIN code by adding any figure before or after the valid password to avoid the password being stolen.



The android micro-USB power supply and mechanical key un-locking are always available, to avoid any inconvenience caused by battery runout or wrong electronic operations.



The anti friction latch locks the door automatically when it is closed. The deadbolt extends by lifting handle to increase security level.



If the battery power is running low, an automatic alert is activated via a red light that is displayed when unlock. This signal is given months before the battery needs to be replaced.